

Contents

1 Important safety and product instructions.....	3
1.1 Intended use.....	3
1.1.1 Non-conventional use.....	3
1.1.2 Ambient conditions for use.....	3
1.2 Warning, information, and safety symbols in this manual.....	3
1.3 Main safety risks related to the installation, maintenance, disassembly, and use of the product.....	4
1.3.1 Installation, maintenance, and disassembly.....	4
1.3.2 Electrical safety.....	5
1.3.3 Fire safety.....	6
1.3.4 Lifting safety.....	6
1.3.5 Use.....	6
1.3.6 Radio frequency.....	8
1.4 Location of product markings.....	9

1 Important safety and product instructions

1.1 Intended use

The Framery Four is a pod intended for short term indoor commercial and household use by one to four (1-4) people at a time.



Warning:

WARNING –To reduce the risk of burns, fire, electric shock, or injury to persons:

Use this product only for its intended use as described in the user instructions. Do not use attachments not recommended by the manufacturer.

1.1.1 Non-conventional use

Any use or maintenance of the product that is not specifically allowed in the installation, maintenance, troubleshooting or user instructions is prohibited, including the following:

- Installation, maintenance or disassembly of the pod without reading and understanding the instructions for those actions
- Use of the pod beyond the limits of use
- Making alterations to the pod
- Using the pod in spite of obvious defects or damage
- Using the pod outdoors or in conditions where the temperature or air quality is not safe
- Climbing on top of the product or placing any load on the roof of the product
- Smoking in the pod

1.1.2 Ambient conditions for use

The pod is intended to be used in the following conditions:

- Ambient temperature: +15°C ... +30°C (59°F ... 86°F)
- Humidity: max. 50%
- Sufficient air quality surrounding the product

1.2 Warning, information, and safety symbols in this manual

The warnings in this manual have been divided into the following two categories:

- The term "DANGER" indicates a hazardous situation which, if not avoided, will result in death or serious injury.
- The term "WARNING" indicates a hazardous situation which, if not avoided, could result in death or injury.

The safety symbols found in this manual may also be posted on the product. All personnel who install, disassemble, perform maintenance, or use the product are to be familiar with and observe all safety symbols, labels, and instructions about the action they are performing.

Table 1: Hazard



	An exclamation point symbol inside a colored triangle indicates a hazardous situation.
	

Table 2: Mandatory action











	A white symbol inside a colored circle indicates an action that must be taken to avoid a hazardous situation.
---	---


Table 3: Prohibited action

	A ring with a diagonal bar indicates an action that is not allowed.
---	---

1.3 Main safety risks related to the installation, maintenance, disassembly, and use of the product

1.3.1 Installation, maintenance, and disassembly









	WARNING! To reduce the risk of burns, fire, electric shock, or injury to persons, obey the following:
	Use cut resistant safety gloves during the installation, maintenance, or disassembly of the product.
	Use steel toed safety boots during the installation, maintenance, or disassembly of the product.
	Use safety glasses during the installation, maintenance, or disassembly of the product.
	Read and understand the instructions and plan your work beforehand.
	Obey all local rules and regulations regarding workplace safety.
	Keep the work site tidy and free from debris throughout the installation, maintenance, or disassembly process.
	Do not climb on top of the product or place any load on the roof of the product.

	<p>Do not push the the finished product to move it without engaging the optional casters.</p> <p>The product is very heavy and moving the product after installation without engaging the optional casters requires a significant amount of force. Moving a finished product (not using the optional casters) without disassembly and reassembly requires an on-site risk assessment to be performed by the party responsible for moving the product.</p>
---	---

1.3.2 Electrical safety

Input for the electrical system: 100-240 VAC (10 A) 50-60 Hz

The maximum load for the power outlets is 7.5 A.

	<p>DANGER!</p> <p>To reduce the risk of electric shock, obey the following:</p>
	<p>Disconnect the power cord from the power outlet before starting any cleaning, maintenance, or disassembly procedures.</p> <p>The power cord serves as a power disconnect device for pluggable equipment. The power outlet shall be located near the equipment and shall be easily accessible.</p>
	<p>WARNING!</p> <p>To reduce the risk of burns, fire, electric shock, or injury to persons, obey the following:</p>
	<p>Connect the power cord to a properly grounded outlet only.</p>
	<p>Only in USA and Canada: This product is for use on a nominal 120-volt circuit and has a grounding plug that looks like the plug illustrated in the figure below. Make sure that the product is connected to an outlet having the same configuration as the plug. No adapter should be used with this product.</p> <div style="text-align: center;">  </div>
	<p>Keep the power cord of the product away from heated surfaces.</p>
	<p>Do not use the pod if you notice any defects or damage to the electrical equipment.</p>



Do not connect any extension cords to the power outlet(s) of the product.

1.3.3 Fire safety



WARNING!

To reduce the risk of burns, fire, electric shock, or injury to persons, obey the following:



If safely possible to perform, disconnect the power cord from the power outlet if there is a fire inside the product.

The power cord serves as a power disconnect device for pluggable equipment. The power outlet shall be located near the equipment and shall be easily accessible.

Fire safety end devices (alarms, sprinklers etc.) can also be installed inside the pods (instructions available upon request). The need for end devices inside the pod is always determined by the applicable local authorities.

Only in Japan: The pods might be exempt from the requirement of fire safety devices (alarms, sprinklers etc.) in the pod. For more information on the exemption requirements, contact the fire department responsible for your building.

1.3.4 Lifting safety



WARNING!

To reduce the risk of injury to persons and damage to property, obey the following:



Obey all local rules and regulations regarding lifting ergonomics and lifting safety.



Carefully plan all lifts before hand.



Keep the work site tidy and free from debris.

1.3.5 Use

Maximum load for the table is 131 lbs (60 kg).
















Maximum load for the sofas is 600 lbs (272 kg).

Maximum load for the display bracket is 33 lbs (15 kg).



WARNING!

To reduce the risk of burns, fire, electric shock, or injury to persons, obey the following:

	Read and understand the user instructions before using the product.
	<p> Note: The following statement applies to use in Japan.</p> <p>This equipment is not suitable for use in locations where children are likely to be present.</p>
	<p> Note: The following statements apply to use in all other countries.</p> <p>Close supervision is necessary when this furnishing is used by, or near children, invalids, or disabled persons.</p> <p>Keep children away from extended foot support (or other similar parts).</p>
	Risk of injury! Keep hands and other body parts clear of the side edges of the table when raising or lowering the electrically adjustable table top. This applies to all Framery pods with an electric adjustable table.
	Do not use the product if the surrounding conditions are in any way hazardous; the air circulating inside the pod is derived from the surrounding space.
	Do not use the product if the ventilation is not functioning.
	Do not use the product if the ventilation channels are blocked. Keep the ventilation channels free of lint, hair, and the like.
	Do not use the pod if you notice any defects in the electrical equipment or if the product is not working properly. Disconnect the power cord from the power outlet and contact your local dealer or the manufacturer immediately.
	Do not drop or insert any object into any opening if not specifically instructed to do so in this manual.
	Do not use outdoors.
	Do not use where aerosol (spray) products are being used or where oxygen is being administered.
	Do not climb on top of the product or place any load on the roof of the product.
	Do not lean against the product.
	Do not smoke inside the product.



Do not obstruct the view through the front and back glasses by posting signs, decorations, or by installing blinds or draperies that would prevent occupants from seeing the visible alarm appliances located in the structure where the pod is installed.

1.3.6 Radio frequency



Note: This equipment has been tested and found to comply with the limits for a Class B digital device, pursuant to part 15 of the FCC Rules. These limits are designed to provide reasonable protection against harmful interference in a residential installation. This equipment generates, uses and can radiate radio frequency energy and, if not installed and used in accordance with the instructions, may cause harmful interference to radio communications. However, there is no guarantee that interference will not occur in a particular installation. If this equipment does cause harmful interference to radio or television reception, which can be determined by turning the equipment off and on, the user is encouraged to try to correct the interference by one or more of the following measures:

- Reorient or relocate the receiving antenna.
- Increase the separation between the equipment and receiver.
- Connect the equipment into an outlet on a circuit different from that to which the receiver is connected.
- Consult the dealer or an experienced radio/TV technician for help.

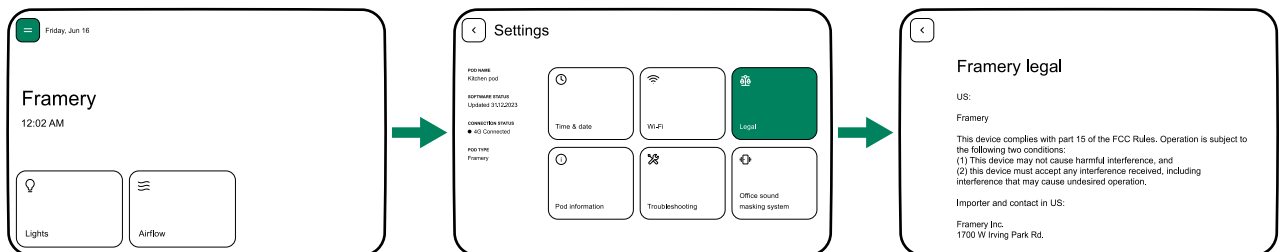


Note: Any changes or modifications not expressly approved by Framery Oy could void the user's authority to operate the equipment.

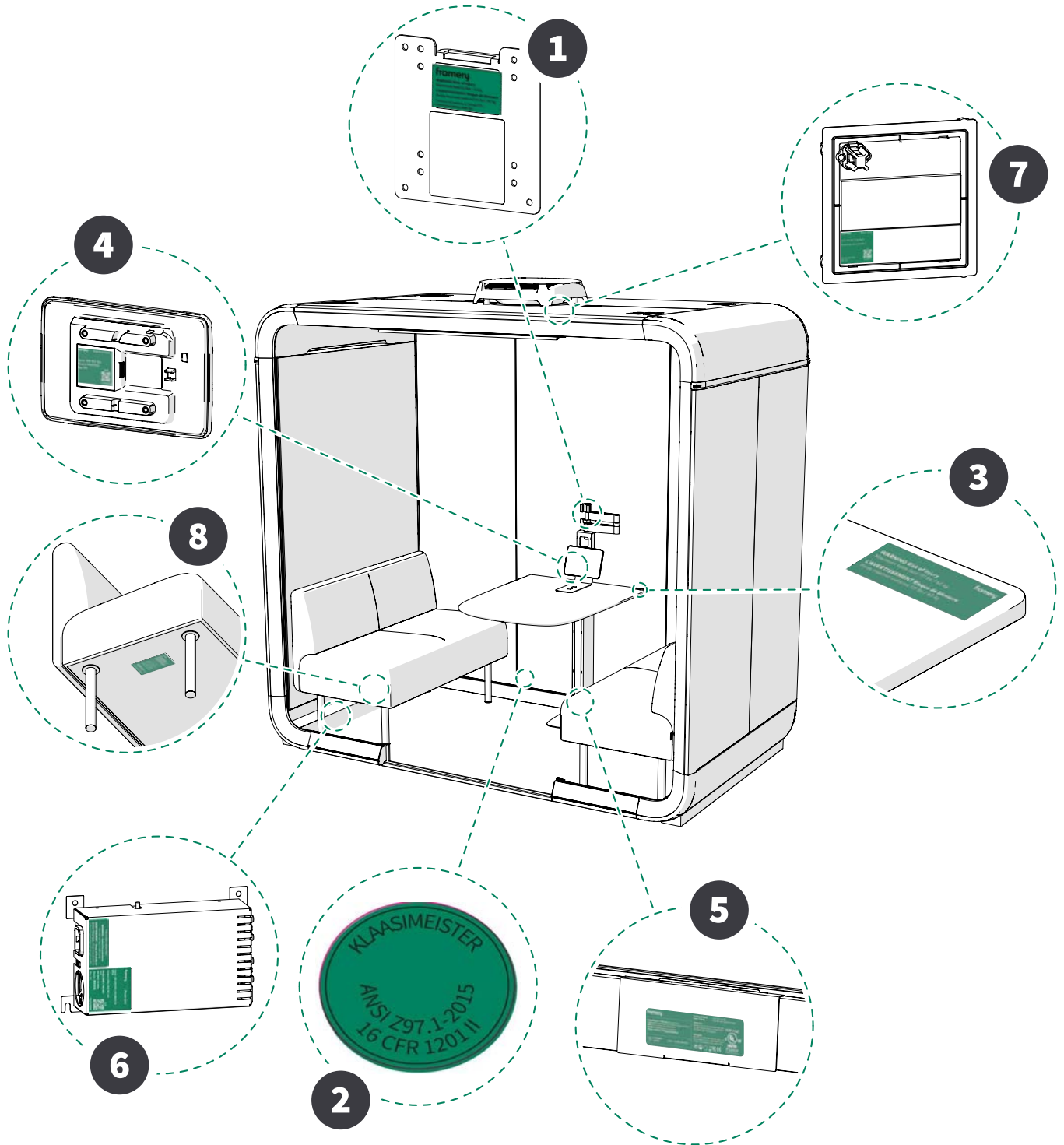
The control unit of this Framery pod is a portable device per FCC 2.093. The FCC labelling and compliance information is electronically available on control unit display. The control unit is exclusively for use in Framery pod and not to be integrated to any other device.

The control unit of this Framery pod is a Japan MIC certificated. The MIC labelling and compliance information is electronically available on control unit display. The control unit is exclusively for use in Framery pod and not to be integrated to any other device.




The regulatory information can be accessed from the control panel.





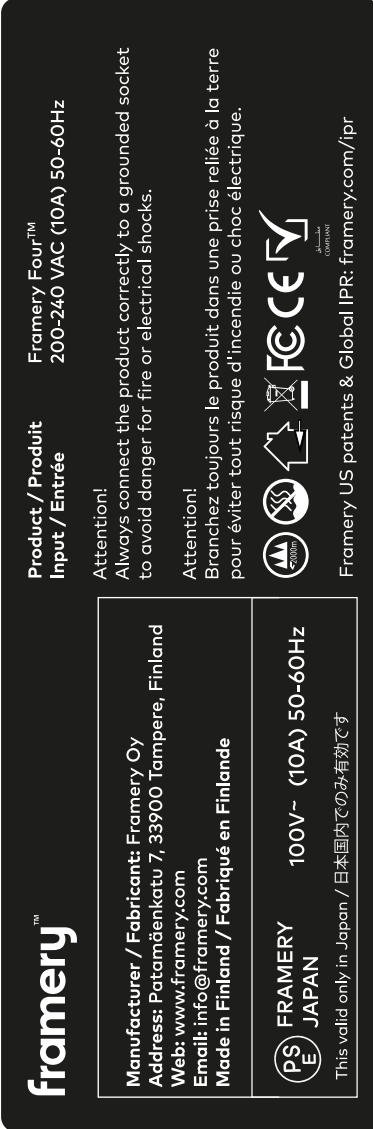

1.4 Location of product markings


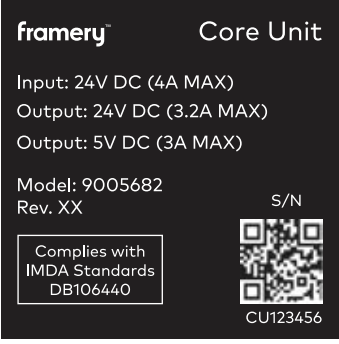



Position	Label	Label text
1.	<p>framery WARNING Risk of Injury Maximum load 33 lbs / 15 kg L'AVERTISSEMENT Risque de blessure Poids maximal autorisé 33 lbs / 15 kg Framery US patents & Global IPR: frameryacoustics.com/ipr</p>	<p>WARNING! Risk of injury Maximum load 33 lbs / 15 kg L'AVERTISSEMENT Risque de blessure Poids maximal autorisé 33 lbs / 15 kg Framery US patents & Global IPR: frameryacoustics.com/ipr</p>

Position	Label	Label text
2.		<p>KLAASMEISTER ANSI Z97.1-2015 16 CFR 1201 II</p>
3.		<p>WARNING! Risk of injury Maximum table load 131 lbs / 60 kg L'AVERTISSEMENT Risque de blessure Poids maximal autorisé 131 lbs / 60 kg (tableau)</p>
4.		<p>Framery Touch screen Input: 24V DC XA Model: 9007015 Rev. XX</p>

Position	Label	Label text
5.	 <p>The label is a black rectangular sticker with white text and logos. At the top left is the 'framery' logo. Below it, it lists manufacturer and fabricator details for Framery Oy in Tampere, Finland, including the website and email. On the right side, there are icons for CE, FCC, and a warning symbol. The bottom section contains safety warnings in both English and French, emphasizing the need to connect the product to a grounded socket to avoid fire or electrical shocks. The UL listing information (UL US LISTED E506559) is at the top right.</p>	<p>Framery Manufacturer / Fabricant: Framery Oy Address: Patamäenkatu 7, 33900 Tampere, Finland Web: www.frameryacoustics.com Email: info@frameryacoustics.com Made in Finland / Fabriqué en Finlande Manufactured / Fabrication Product / Produit Framery Four™ Input / Entrée 120 VAC (10 A) 50-60 Hz</p> <p>Attention! Always connect the product correctly to a grounded socket to avoid danger for fire or electrical shocks. Product evaluated class A (ASTM E84/UL 723).</p> <p>Attention! Branchez toujours le produit dans une prise reliée à la terre pour éviter tout risque d'incendie ou choc électrique. Produit de classe A (ASTM E84/UL 723).</p> <p>Framery US patents & Global IPR: frameryacoustics.com/ipr</p> <p> Note: This label is for pods sold in North America.</p>

Position	Label	Label text
5.		<p>Framery</p> <p>Manufacturer / Fabricant: Framery Oy</p> <p>Address: Patamäenkatu 7, 33900 Tampere, Finland</p> <p>Web: www.framery.com</p> <p>Email: info@framery.com</p> <p>Made in Finland / Fabriqué en Finlande</p> <p>Manufacture date / Date de fabrication</p> <p>FRAMERY JAPAN</p> <p>100V~ (10A) 50-60 Hz</p> <p>This valid only in Japan</p> <p>Product / Produit Framery Four™</p> <p>Input / Entrée 200-240 VAC (10 A) 50-60 Hz</p> <p>Attention! Always connect the product correctly to a grounded socket to avoid danger for fire or electrical shocks.</p> <p>Attention! Branchez toujours le produit dans une prise reliée à la terre pour éviter tout risque d'incendie ou choc électrique.</p> <p>Framery US patents & Global IPR: framery.com/ipr</p> <p>Note: This label is for pods sold outside North America.</p>
6.		<p>Framery Power Unit</p> <p>Input: 100-240 VAC (10A MAX) 50-60Hz</p> <p>Output (LPS): 24 V DC (4A)</p> <p>Output (GST): 100-240 VAC (9A MAX) 50-60 Hz</p> <p>Model: 9004252</p> <p>Rev. XX</p>

Position	Label	Label text
6.		<p>FOR US AND CANADA ONLY</p> <p>WARNING - Risk of fire and shock!</p> <p>Use only SJT type 16 AWG cord.</p> <p>AVERTISSEMENT - Risque d'incendie et de choc électrique, Utiliser uniquement un cordon d'alimentation SJT de type 16 AWG.</p>
7.		<p>Framery Core Unit</p> <p>Input: 24V DC (4A MAX)</p> <p>Output: 24V DC (3.2A MAX)</p> <p>Output: 5V DC (3A MAX)</p> <p>Model: 9005682</p> <p>Rev. XX</p>
8.		<p>NOTICE</p> <p>THIS ARTICLE MEETS THE FLAMMABILITY REQUIREMENTS OF CALIFORNIA BUREAU OF ELECTRONICS AND APPLIANCE REPAIR, HOME FURNISHINGS AND THERMAL INSULATION TECHNICAL BULLETIN 117-2013. CARE SHOULD BE EXERCISED NEAR OPEN FLAME OR WITH BURNING CIGARETTES.</p> <p>The upholstery materials in this product:</p> <p>_____ Contain added flame retardant checmicals</p> <p>_____ Contain NO added flam retardant chemicals</p> <p>The State of California has updated the flammability standard and determined that the fire safety requirements for this product can be met without adding flame retardant chemicals. The State has identified many flame retardant chemicals as being know to, or strongly suspected of, adversely impacting human health or development.</p> <p>COMPLIES WITH U.S.CPSC REQUIREMENTS FOR UPHOLSTERED FURNITURE FLAMMABILITY</p> <p>If this product has been sold in the UK, then this statement doesn't apply.</p>

SAVE THESE INSTRUCTIONS

framery

Framery Four
Safety and product instructions
Patamäenkatu 7
33900 Tampere
FINLAND
VAT: FI 23527139